

# KEY FACTS ON ALABAMA FOUNDATIONS

June 2008

## Selected Grantmaker Data, 2006

In 2006, 686 independent, corporate, community, and operating foundations headquartered in Alabama held assets of nearly \$2.4 billion and gave away more than \$145 million. Nonetheless, the vast majority of Alabama foundations are small. Overall, just over 64 percent of Alabama foundations held less than \$1 million in assets, and more than half gave less than \$50,000.

Nearly half of active Alabama foundations (338) have been established since 1995. In 1997, 57 foundations, or 11 percent of all Alabama foundations, were formed.

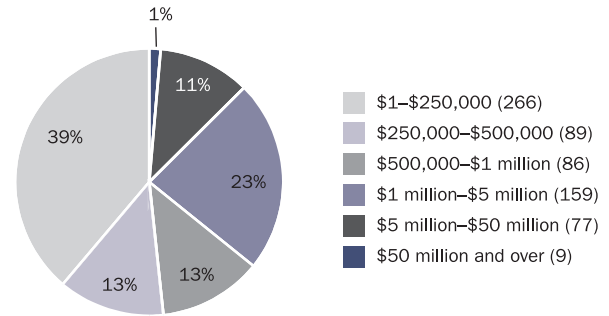
Alabama's top 10 givers in 2006 were a mix of community, corporate, and independent foundations that gave \$53.7 million, just over one-third of all foundation giving that year. The state's 10 largest foundations held \$956 million in assets, which was just over 40 percent of all foundation assets in 2006. Five of these were independent foundations, which held \$423 million in assets.

## Summary Statistics for Alabama Foundations, 2001 and 2006

	2001	2006	% change
No. of Foundations	609	686	12.6
Total Giving	\$128,782	\$145,763	13.2
Total Assets	\$1,716,794	\$2,370,437	38.1
Gifts Received	\$166,225	\$112,878	-32.1

**Note:** Dollars in thousands. Percent change represents current dollars. Figures exclude grantmaking public charities.

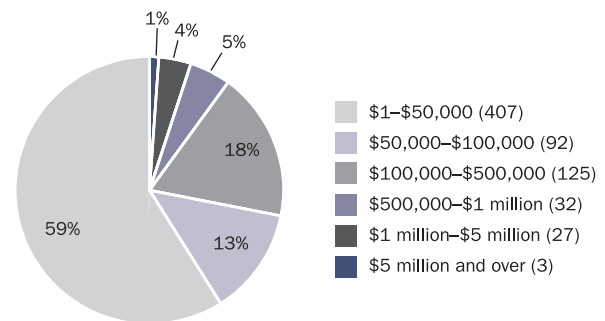
## Alabama Foundations by Asset Range, 2006



Percent of Number of Foundations

**Note:** Based on 686 grantmaking Alabama foundations. Actual number per category shown in parentheses.

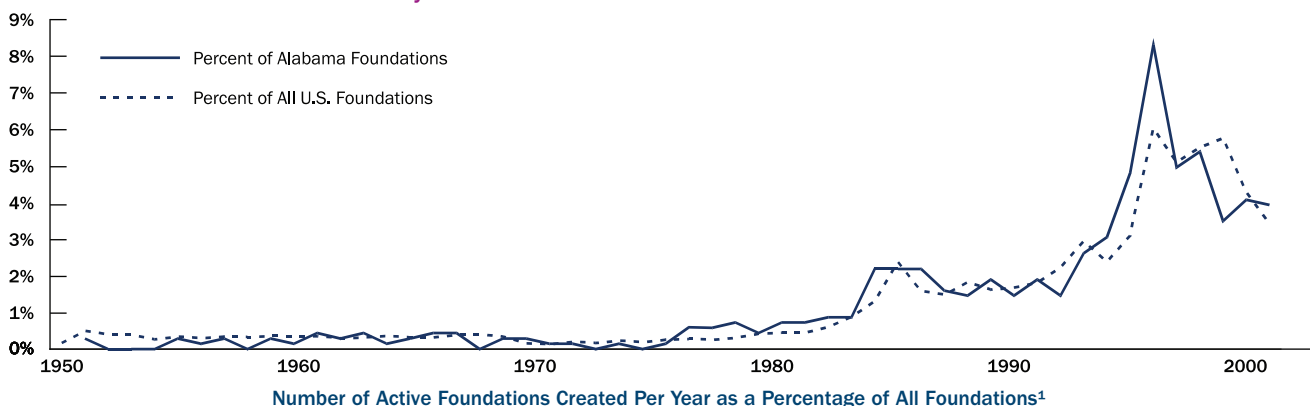
## Alabama Foundations by Total Giving Range, 2006



Percent of Number of Foundations

**Note:** Based on 686 grantmaking Alabama foundations. Actual number per category shown in parentheses.

## Establishment of Alabama Foundations by Year



Number of Active Foundations Created Per Year as a Percentage of All Foundations<sup>1</sup>

<sup>1</sup>Based on 686 grantmaking Alabama foundations in 2006. Data incomplete after 2002. A total of 81 grantmaking Alabama foundations (12 percent) established in 2003-2006 are currently included in the Foundation Center's database. Excludes 164 Alabama foundations lacking establishment information.

### Top 10 Alabama Foundations by Assets, 2006

Foundation Name	Foundation Type <sup>1</sup>	Assets	Fiscal Date
1. Alabama Power Foundation, Inc.	CS	\$157,464,338	12/31/2006
2. The Community Foundation of Greater Birmingham	CM	143,188,966	12/31/2006
3. The Daniel Foundation of Alabama	IN	137,564,863	12/31/2006
4. Lakeshore Foundation	OP	130,332,115	9/30/2006
5. Wiregrass Foundation	IN	101,186,486	12/31/2006
6. The J. L. Bedsole Foundation	IN	71,243,808	12/31/2006
7. The Hugh Kaul Foundation	IN	68,326,071	12/31/2006
8. The Community Foundation of South Alabama	CM	51,188,547	9/30/2006
9. Alpha Foundation, Inc.	OP	50,142,132	12/31/2006
10. Hill Crest Foundation, Inc.	IN	44,950,757	6/30/2007

Rankings exclude grantmaking public charities.

<sup>1</sup>IN = Independent Foundation; CM = Community Foundation; CS = Corporate Foundation; OP = Operating Foundation.

### Top 10 Alabama Foundations by Total Giving, 2006

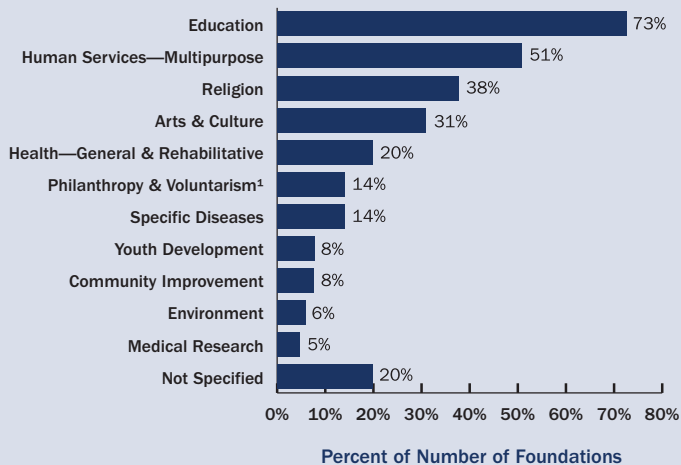
Foundation Name	Foundation Type <sup>1</sup>	Total Giving <sup>2</sup>	Fiscal Date
1. The Community Foundation of Greater Birmingham	CM	\$13,643,047	12/31/2006
2. Alabama Power Foundation, Inc.	CS	10,402,509	12/31/2006
3. The Daniel Foundation of Alabama	IN	5,778,700	12/31/2006
4. The Community Foundation of South Alabama	CM	4,148,984	9/30/2006
5. The J. L. Bedsole Foundation	IN	3,793,802	12/31/2006
6. Compass Bank Foundation	CS	3,697,736	12/31/2006
7. The Caring Foundation	CS	3,555,328	12/31/2006
8. The Hugh Kaul Foundation	IN	3,160,635	12/31/2006
9. Vulcan Materials Company Foundation	CS	3,115,647	11/30/2006
10. Central Alabama Community Foundation, Inc.	CM	2,389,517	12/31/2006

Rankings exclude grantmaking public charities.

<sup>1</sup>IN = Independent Foundation; CM = Community Foundation; CS = Corporate Foundation. <sup>2</sup>Includes grants, scholarships, and employee matching gifts; excludes set-asides, loans, PRIs, and program expenses.

## Selected Giving Interests, 2006

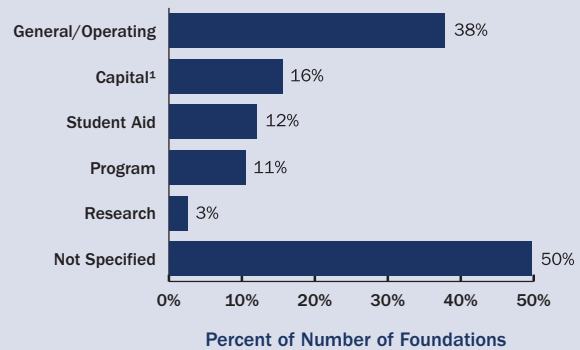
### Major Fields of Interest for Alabama Foundations, 2006



**Note:** Figures based on giving interests of 550 Alabama foundations (80 percent) coded for fields of interest. There are 136 foundations that do not have identifiable fields of interest. Graph includes fields in which at least 5 percent of Alabama funders demonstrate interest or a pattern of giving. A foundation can have more than one field of interest, so totals will exceed 100 percent.

<sup>1</sup>Includes support for federated funds.

### Major Types of Support for Alabama Foundations, 2006



**Note:** Figures based on giving interests of 345 Alabama foundations (50 percent) coded for types of support. There are 341 foundations that do not have identifiable types of support. A foundation can have more than one type of support, so totals will exceed 100 percent.

<sup>1</sup>Capital support includes endowment funds.

The Foundation Center adds “fields of interest” and “types of support” codes to a foundation’s record, according to its responses to the Center’s annual survey of larger grantmakers and the approximate distribution of the foundation’s grants. Although these statistics do not predict actual giving patterns, they do indicate the general interests of the state’s foundation community.

Key Facts on Alabama Foundations is sponsored by Alabama Giving.



ALABAMA  
GIVING  
GIVING MAKES CHANGE

**Source for all data:** The Foundation Center

For more information, contact Pattie Johnson, director, the Foundation Center—Atlanta, at (404) 880-0095, or e-mail [pjj@foundationcenter.org](mailto:pjj@foundationcenter.org). *Key Facts on Alabama Foundations* is available at [foundationcenter.org/gainknowledge](http://foundationcenter.org/gainknowledge).